



Hildreth House - Program


Program Key



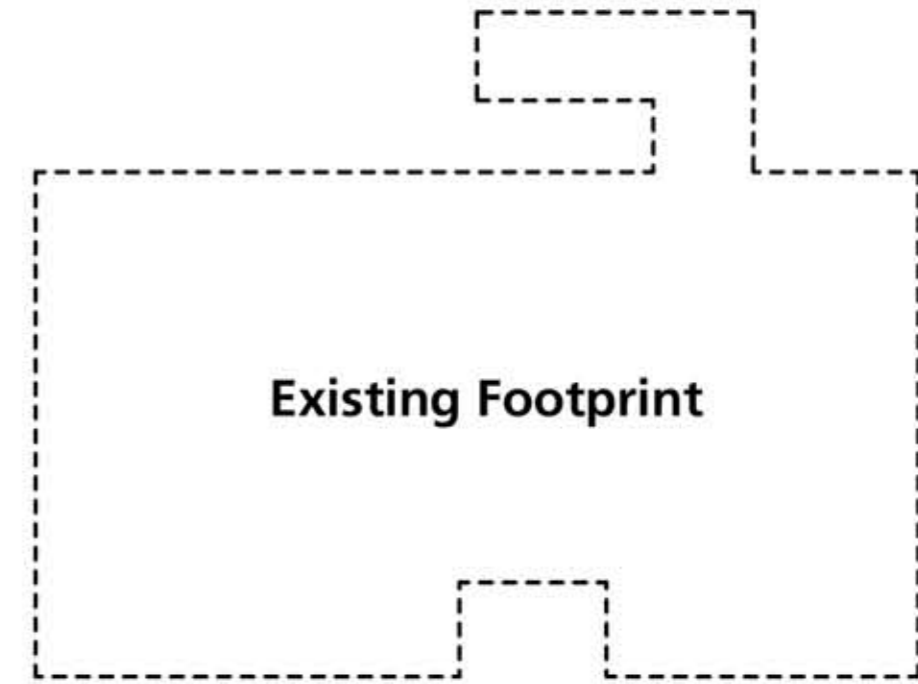
Support



Staff



Public



Existing Footprint

Proposed Program

Staff Office 1
120 S.F.

Director's Office
186 S.F.

Storage 1
120 S.F.

Catering Kitchen
280 S.F.

Staff Office 2
120 S.F.

Elev. & Machine Rm.
170 S.F.

Health Room
100 S.F.

Fire Stair #1
140 S.F.

W. Toilet Room
200 S.F.

Storage 2
120 S.F.

Toilet
61 S.F.

Fire Stair #2
140 S.F.

M. Toilet Room
200 S.F.

Existing Dining
315 S.F.

Entry Parlor
485 S.F.

Comp. Classroom
196 S.F.

Parlor
257 S.F.

Vestibule & Reception
450 S.F.

Large Dining Room
1600 S.F.

Multipurpose Room
600 S.F.

Classroom Room
120 S.F.

Vol. Area
120 S.F.